



## A Place Where You and Your Business Can Thrive

Saugeen Shores is one of the fastest-growing communities in the region, with a **projected population of 21,830 by the year 2041**. The average household income is **\$133,400** — 13% higher than the provincial average.†

Fees and taxes are competitive and we have infrastructure in place for the next 20 years to ensure our community is well-positioned to be future-ready.

### Development Fees

Dwelling Type	Saugeen Shores	Municipal Average*
Single Detached	\$26,056	\$30,886
Multiple Dwelling (1-2 Units)	\$17,083	\$23,433
Apartment (<2 Units)	\$11,133	\$13,193

Source: Municipal Study 2022

### Water and Sewer Fees

Service Type and Capacity	Saugeen Shores	Municipal Average*
Residential 200m <sup>3</sup>	\$1,317	\$1,237
Commercial 10,000m <sup>3</sup>	\$35,010	\$40,904
Industrial 30,000m <sup>3</sup>	\$101,865	\$118,195

Source: Municipal Study 2022

† Source: StatsCan 2021. \*Average is based on a survey of 117 Ontario municipalities, which represents 86% of the provincial population.

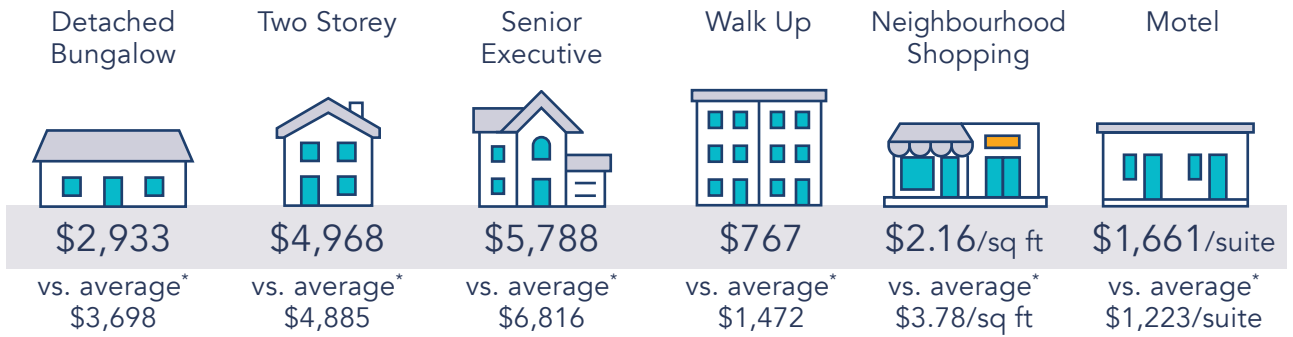


#### Utilities in Saugeen Shores include:

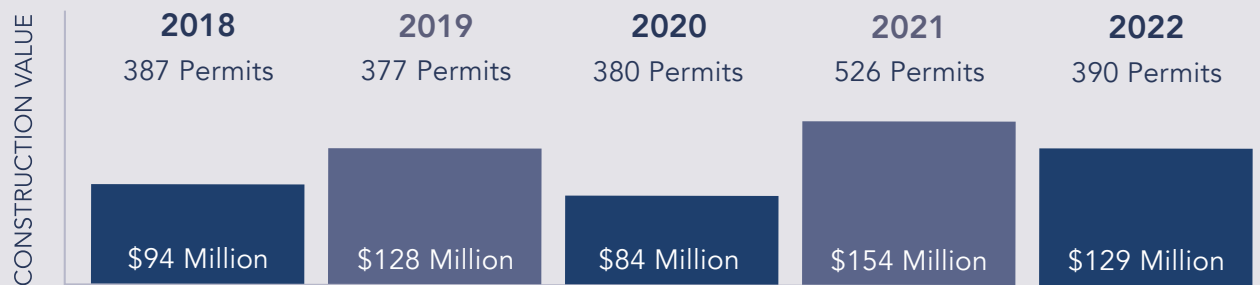
Enbridge Gas, Westario Power, Hydro One, Bruce Telecom, Bell, and Eastlink.

# Property Taxes

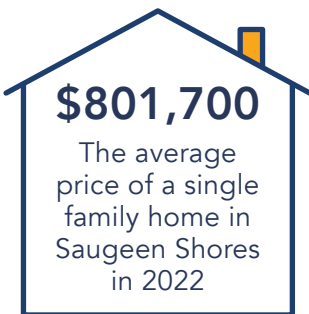
Source: Municipal Study 2022



## A Five-Year View: Construction Value and Permits Issued

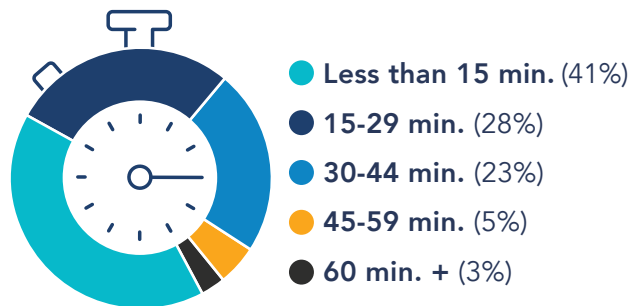


## Housing



New residents will be able to find the perfect home—with 800 residential units working towards construction.

## Workforce Commute Times



Are you considering investing here? See what Saugeen Shores has to offer: View available lands and buildings at [SaugeenShores.ca/DevMap](https://SaugeenShores.ca/DevMap) & [SaugeenShores.ca/InnovationPark](https://SaugeenShores.ca/InnovationPark).

For more information, contact Heather Hyde, Economic Development Officer  
Heather.Hyde@SaugeenShores.ca • 519-832-2008 x106

[SaugeenShores.ca/Invest](https://SaugeenShores.ca/Invest)

**Invest**  
SAUGEEN SHORES