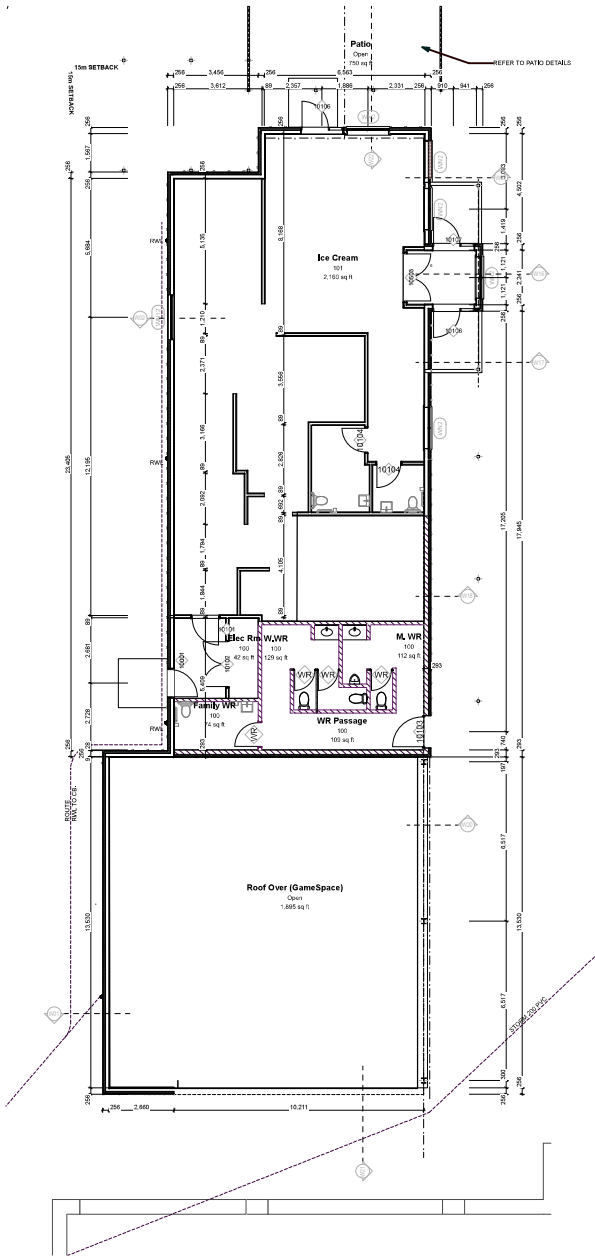

GROUND LEVEL PLAN - NORTH BUILDING
SCALE: 1:100

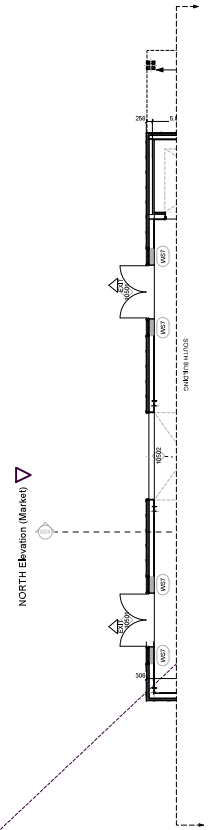

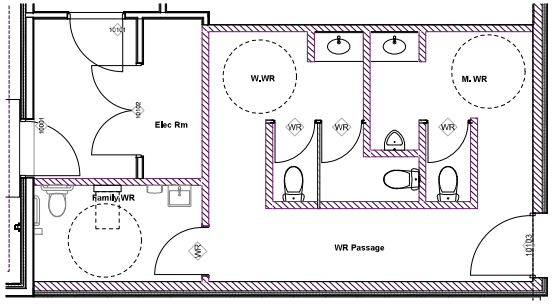

WASHROOM - PUBLIC - NORTH BUILDING
SCALE: 1:50

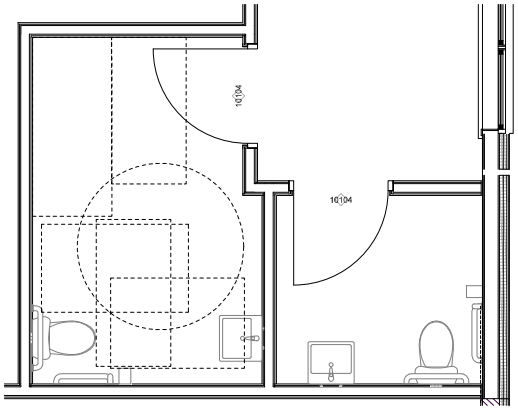

WASHROOM - NORTH BUILDING
SCALE: 1:25

DOOR LEGEND 50

Model	D01	D04	D08	WR
3D Front View	1,070 × 2,134	1,072 × 2,134	965 × 2,134	2,134

DOOR LEGEND NORTH BUILDING
SCALE: 1:1

NO.	WN2	WN12	WN13
W x H	1,760×2,513	1,816×1,086	1,829×1,149

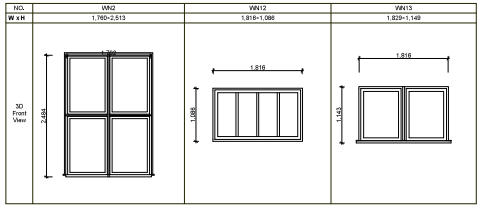

WINDOW LEGEND NORTH BUILDING
SCALE: 1:1

Door Schedule - 10700

NO.	Elevation	ROOM NO.	Door Leaf Dimensions	Head height	F.R.R. (HR)	FRAME MAT'L	DOOR MAT'L	GLZNG	WSTRP	CLOSER	COMMENTS	Context ID
10001	D04		1,100×2,134	2,134		HM-TB	HM-TB			Y		N-B
10101	D04	101	1,070×2,134	2,134		HM	HM					N-B
10102	D04		1,829×2,134	2,134	3/4	HM	HM			Y	COORDINATOR	N-B
10103	D08	100	1,220×2,134	2,134		HM- TB	HM-TB			Y		N-B
10104	D08	101	965×2,134	2,134		HM	HM					N-B
10106	D01	101	1,070×2,134	2,134		ALUM	ALUM	TEMP	Y	Y	POWEREED D...	N-B
10106	D01	Open	1,070×2,134	2,134		ALUM	ALUM	TEMP	Y	Y	POWEREED D...	N-B
10107	D01	101	1,070×2,134	2,134		ALUM	ALUM	TEMP	Y	Y		N-B
10503	D01	101	1,930×2,134	2,134		ALUM	ALUM	TEMP	Y	Y		N-B
WR	WR	100	813×2,007	2,007		MET	MET					N-B
WR	WR	100	965×2,134	2,134		MET	MET					N-B

DOOR SCHEDULE NORTH BUILDING
SCALE: 1:1

WINDOW SCHEDULE

NO.	W x H Size	COLOUR	COMMENTS
WN2	1,760×2,513		
8			
WN12	1,816×1,086		
7			
WN13	1,829×1,149		
7			
WS1	1,760×2,513		
8			

WINDOW SCHEDULE NORTH BUILD
SCALE: 1:1

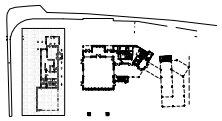

KEY PLAN

Revision History

NO	REVISION	DATE
8	ISSUED FOR SITE COMMENTS	2022.08.03
6	ISSUED FOR YOUR REVIEW	2022.06.28
0	ISSUED FOR CLIENT REVIEW	2022.05.14
7	ISSUED FOR 100% REVIEW	2022.01.21

Cedar Crescent VILLAGE
122 ELGIN STREET
PORT ELGIN, ONTARIO

Engineer:

FOR COORDINATION AND DISCUSSION ONLY. NOT FOR CONSTRUCTION.

GROUND FLOOR PLAN - NORTH BUILDING

G.M. DIEMERT ARCHITECT INC.
Suite 201, 957 Fourth Avenue East
Owen Sound, Ontario
N4K 2N9
Tel: 519 376 1975 Email: gmdiemert@gmdia.ca

Project Number: 1915
Drawing Number: N-A1.2
Original drawing size: ANSI D (559 x 864mm) (22" x 34")

Drawings are the property of G. M. Diemert Architect Inc. and shall not be reproduced or altered without the written consent of G. M. Diemert Architect Inc.

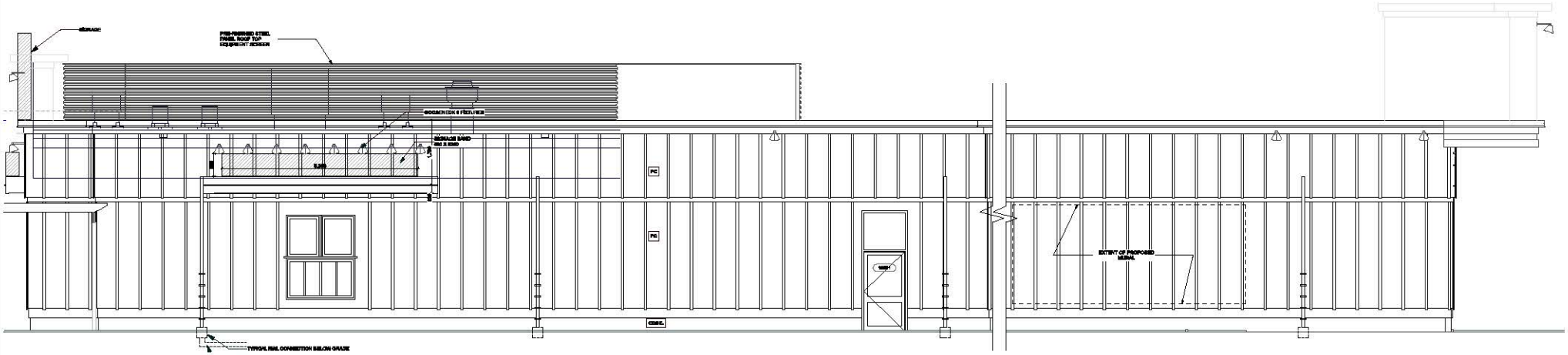

1 NORTH BRN BUILDING - NORTH ELEVATION
SCALE: 1:50

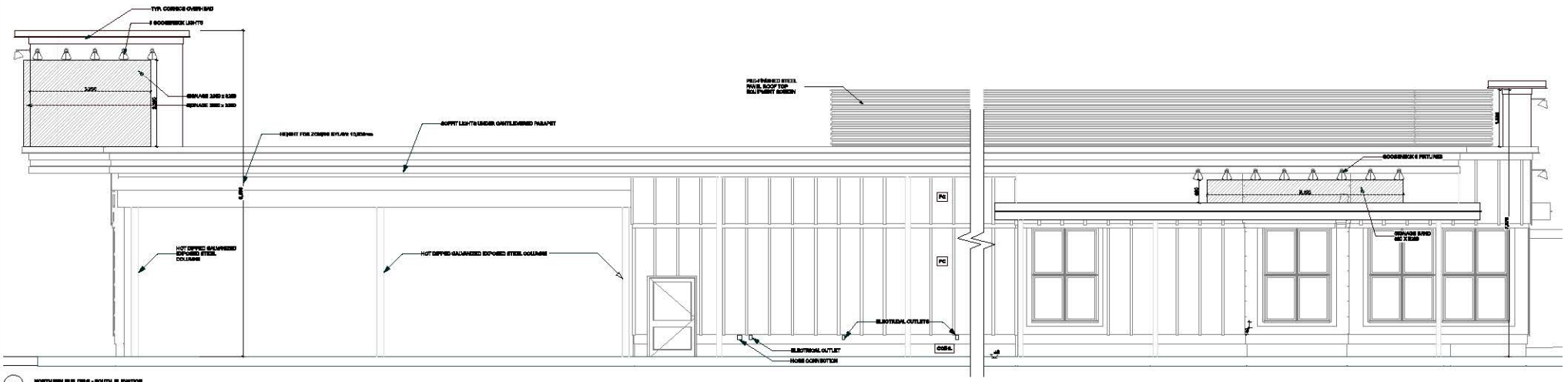

2 NORTH BRN BUILDING - SOUTH ELEVATION
SCALE: 1:50

Revision History		
No.	REMARK	DATE
E	ISSUED FOR BTC CONSULTANTS	2020.06.26
D	ISSUED FOR TOWN REVIEW	2020.06.09
C	ISSUED FOR CLIENT REVIEW	2020.05.15
B	ISSUED FOR TOWN REVIEW	2020.01.21

LEGEND	
SF	PRE-FINISHED STEEL FLASHING
FC	PAINTED FIBER CEMENT BOARD & BATTEN SIDING
CONC.	EXPOSED CONCRETE FOUNDATION

Cedar Crescent VILLAGE

122 ELGIN STREET
PORT ELGIN, ONTARIO

Engineer:

FOR COORDINATION AND DISCUSSION ONLY. NOT FOR CONSTRUCTION.

NORTH BUILDING - ELEVATIONS N & S

G.M. DIEMERT ARCHITECT INC.
Suite 201, 697 Fourth Avenue East
Owen Sound, Ontario
N4K 2R8
Tel: 519 376 1092 Email: gmd-owsd@gmail.com

Project Number: 1915

Drawing Number: N-A2.1

Original drawing size: ARCH D (609 x 914mm) (24" x 36")

Drawings are the property of G. M. Diemert Architect Inc. and shall not be reproduced or altered without the written consent of G. M. Diemert Architect Inc.

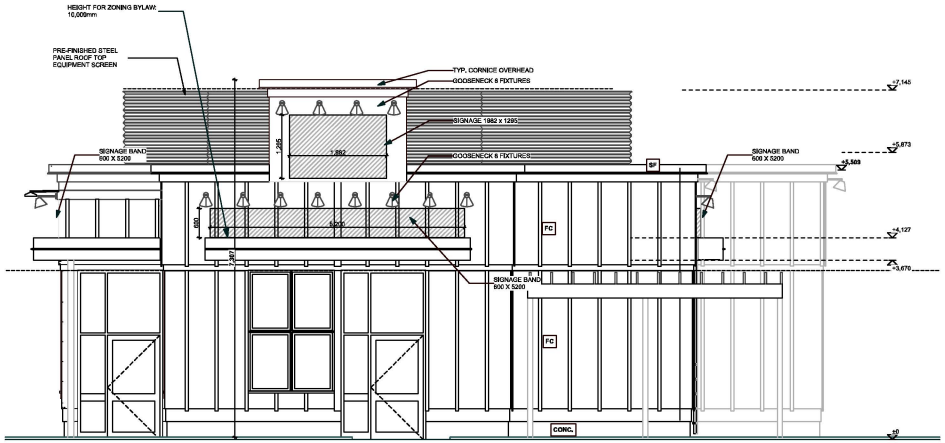

1.1 NORTHERN BUILDING - EAST ELEVATION
SCALE: 1:100

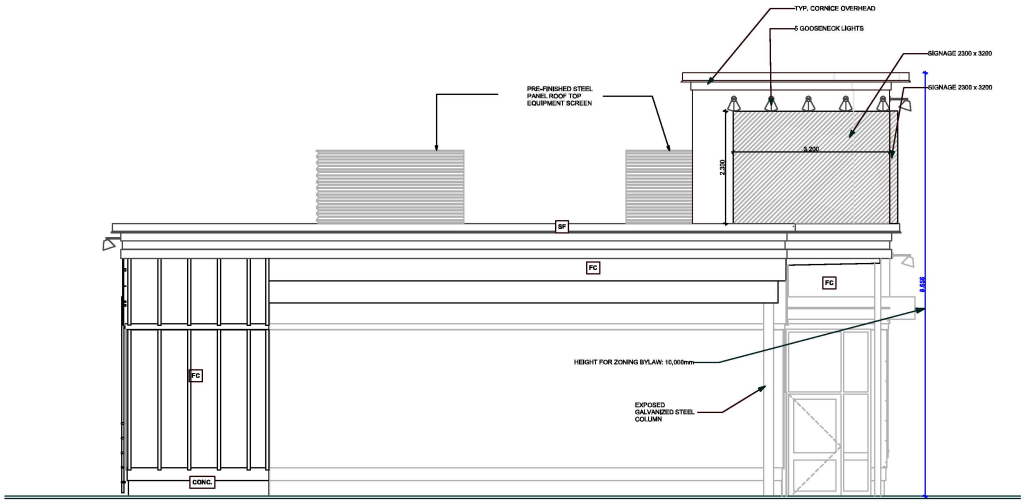

3.1 NORTHERN BUILDING - WEST ELEVATION
SCALE: 1:100

LEGEND	
SF	PRE-FINISHED STEEL FLASHING
FC	PAINTED FIBER CEMENT BOARD & BATTEN SIDING
CONC.	EXPOSED CONCRETE FOUNDATION

GENERAL NOTES:
Storey: means that portion of any building which is situated between the top of the floor next above it or, if there is no such floor, the roof next above it.

Sign Illumination can include: means lighting of the sign, in whole or in part, by artificial means and, when used in reference to:
1. Internal Illumination, means lighting restricted to individual inclosed plastic or glass letters or symbols mounted on a solid opaque sign face; individual halo-lit or channel lettering or symbols mounted on a solid opaque background; or canopy/awning signs where only the letters or symbols are lit;
2. external illumination, means having a light source exterior to the sign and on, or directed at, the sign; and
3. flashing illumination, means illumination that varies and is perceived to vary in intensity or design at periodic intervals;
4. backlighting or backlit shall mean internal illumination
5. front lot or front lighting shall mean external illumination
6. continuous or shaped or script neon or LED light ribbons, either flasing or non flashing.

Revision History

NO	REVISION	DATE
B	ISSUED FOR SITE COMMENTS	2022.06.03
A	ISSUED FOR TOWN REVIEW	2022.05.25
G	ISSUED FOR CLIENT REVIEW	2022.03.14
F	ISSUED FOR TOWN REVIEW	2022.01.21

Cedar Crescent VILLAGE

122 ELGIN STREET
PORT ELGIN, ONTARIO

Engineer:

FOR COORDINATION AND DISCUSSION ONLY. NOT FOR CONSTRUCTION.

NORTH BUILDING - ELEVATIONS E & W

G.M. DIEMERT ARCHITECT INC.
Suite 201, 957 Fourth Avenue East
Owen Sound, Ontario
N4K 2N9
Tel: 519 376 1975 Email: gmdiemert@gmdia.ca

Project Number: 1915

Drawing Number: **N-A2.2**

Original drawing size: ANSI B (508 x 864mm) (20" x 34")

Drawings are the property of G. M. Diemert Architect Inc. and shall not be reproduced or altered without the written consent of G. M. Diemert Architect Inc.

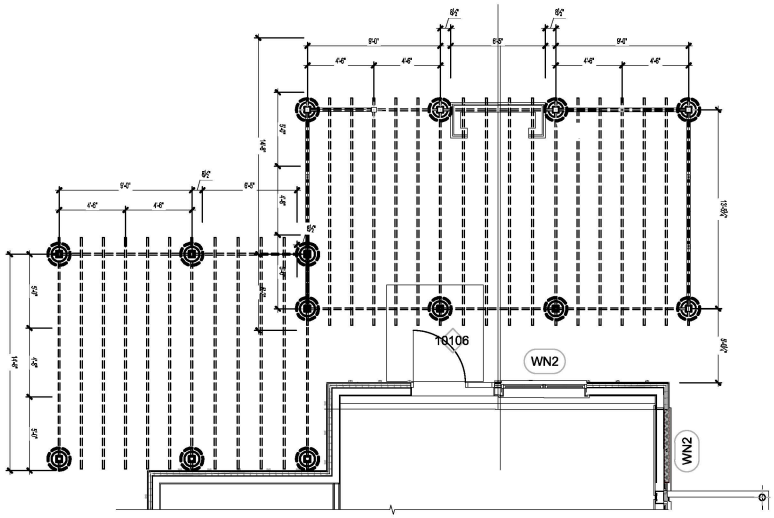

1 A1.3 PATIO TRELLIS PLAN

SCALE: 1/4" = 1'-0"

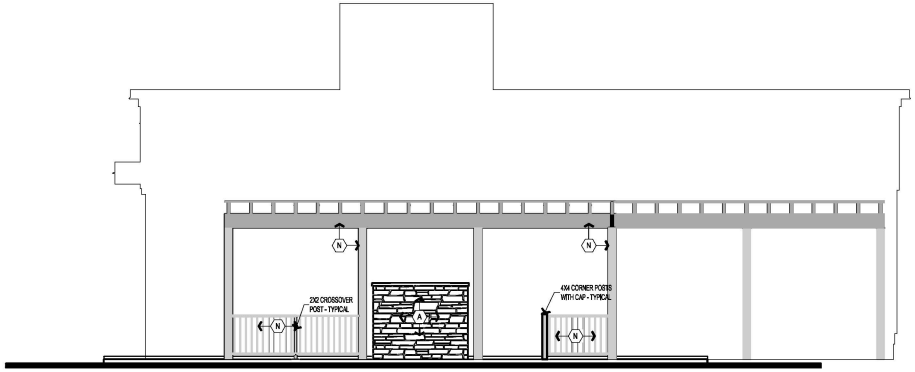

2 A1.3 PATIO PERGOLA FRONT ELEVATION

SCALE: 1/4" = 1'-0"

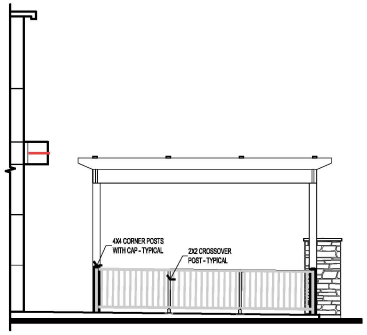

3 A1.3 PATIO PERGOLA SIDE ELEVATION

SCALE: 1/4" = 1'-0"

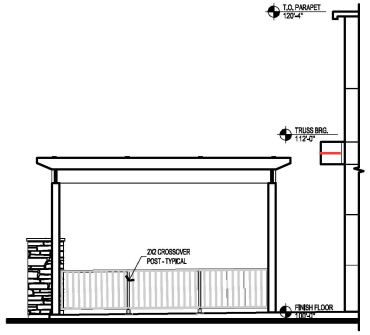

4 A1.3 PATIO PERGOLA SIDE ELEVATION

SCALE: 1/4" = 1'-0"

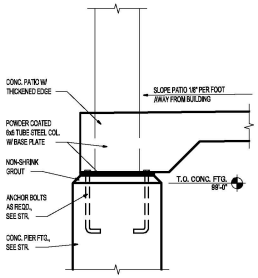

5 A1.3 PERGOLA DETAIL

SCALE: 1 1/2" = 1'-0"

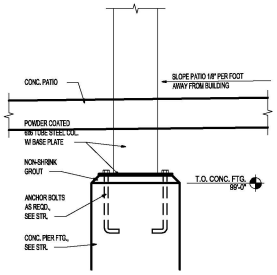

6 A1.3 PERGOLA DETAIL

SCALE: 1 1/2" = 1'-0"

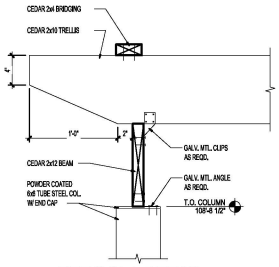

7 A1.3 PERGOLA DETAIL

SCALE: 1 1/2" = 1'-0"

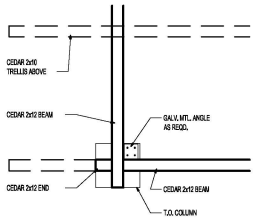

8 A1.3 PERGOLA PLAN DETAIL

SCALE: 1 1/2" = 1'-0"

Revision History

NO	REVISION	DATE
B	ISSUED FOR SITE COMMENTS	2022.06.03
A	ISSUED FOR TOWN REVIEW	2022.05.25
G	ISSUED FOR CLIENT REVIEW	2022.03.14
F	ISSUED FOR TOWN REVIEW	2022.01.21

Cedar Crescent VILLAGE

122 ELGIN STREET
PORT ELGIN, ONTARIO

Engineer:

FOR COORDINATION AND DISCUSSION ONLY. NOT FOR CONSTRUCTION.

ICE CREAM PERGOLA

Project Number: 1915

Drawing Number: **N-A3.2**

G.M. DIEMERT ARCHITECT INC.
Suite 201, 957 Fourth Avenue East
Owen Sound, Ontario
N4K 2N9
Tel: 519 376 1975 Email: gmdiemert@gmdia.ca

Original drawing size: ANSI D (508 x 864mm) (20" x 34")

Drawings are the property of G. M. Diemert Architect Inc. and shall not be reproduced or altered without the written consent of G. M. Diemert Architect Inc.

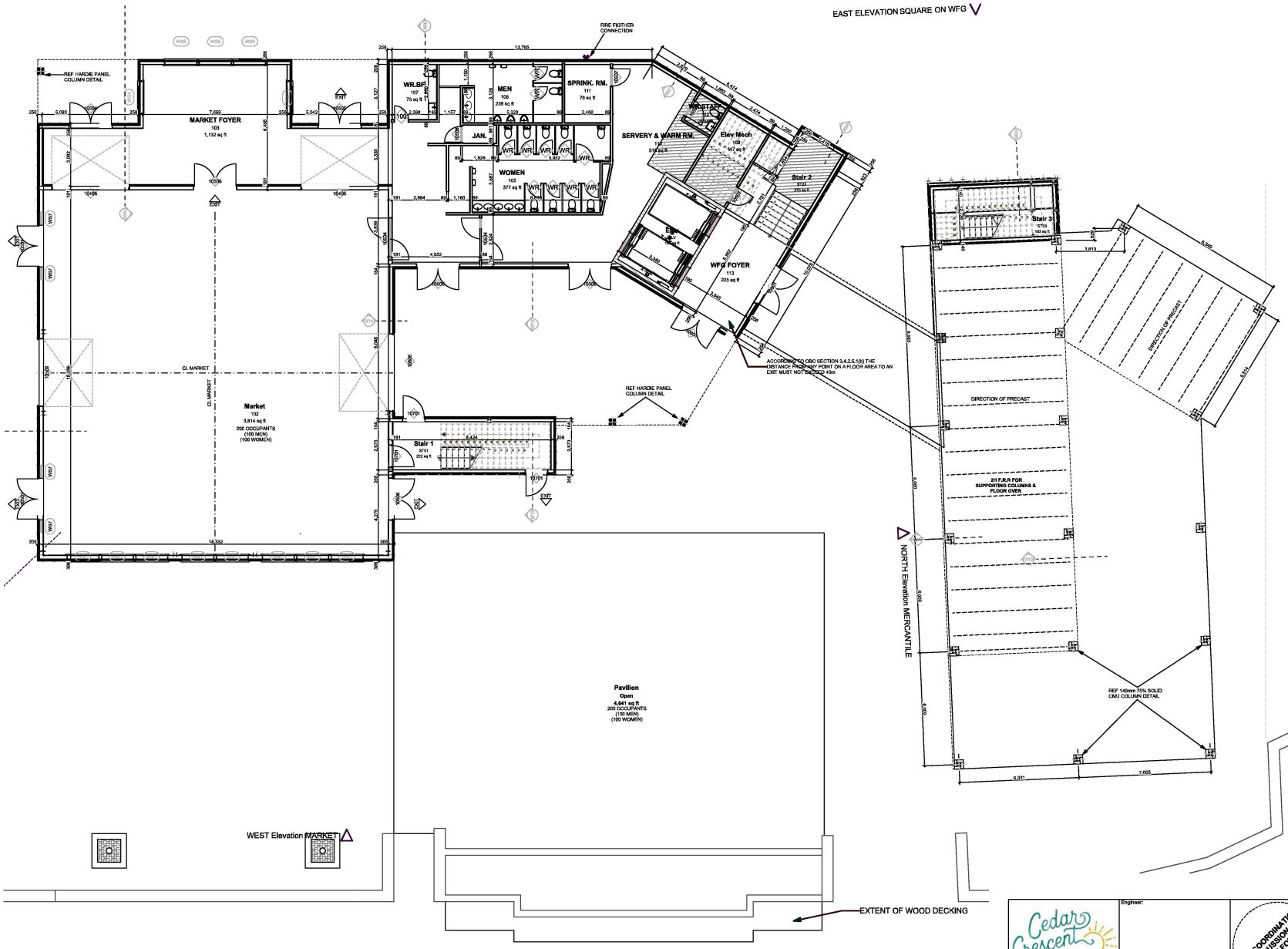

1. GROUND FLOOR PLAN - SOUTH BUILDING
SCALE: 1:100

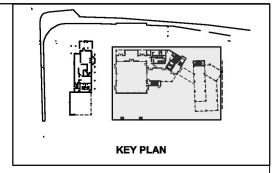

KEY PLAN

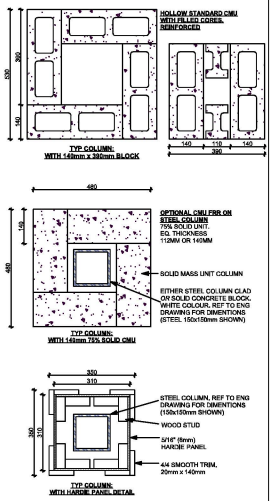

1. TYP. COLUMN DETAILS
SCALE: 1:10

Revision History		
NO	REVISION	DATE
B	ISSUED FOR SITE COMMENTS	2022.06.03
A	ISSUED FOR TOWN REVIEW	2022.05.25
G	ISSUED FOR CLIENT REVIEW	2022.02.14
F	ISSUED FOR TOWN REVIEW	2022.01.21

Cedar Crescent VILLAGE
122 ELGIN STREET
PORT ELGIN, ONTARIO

Engineer:

FOR COORDINATION AND DISCUSSION ONLY. NOT FOR CONSTRUCTION.

GROUND FLOOR PLAN - SOUTH BUILDING

Project Number: 1915

Drawing Number: S-A1.1

G.M. DIEMERT ARCHITECT INC.
Suite 201, 957 Fourth Avenue East
Owen Sound, Ontario
N4K 2N9
Tel: 519 376 1975 Email: gmdiemert@gmdia.ca

Original drawing size: ANSI B (508 x 864mm) (20" x 34")

Drawings are the property of G. M. Diemert Architect Inc. and shall not be reproduced or altered without the written consent of G. M. Diemert Architect Inc.

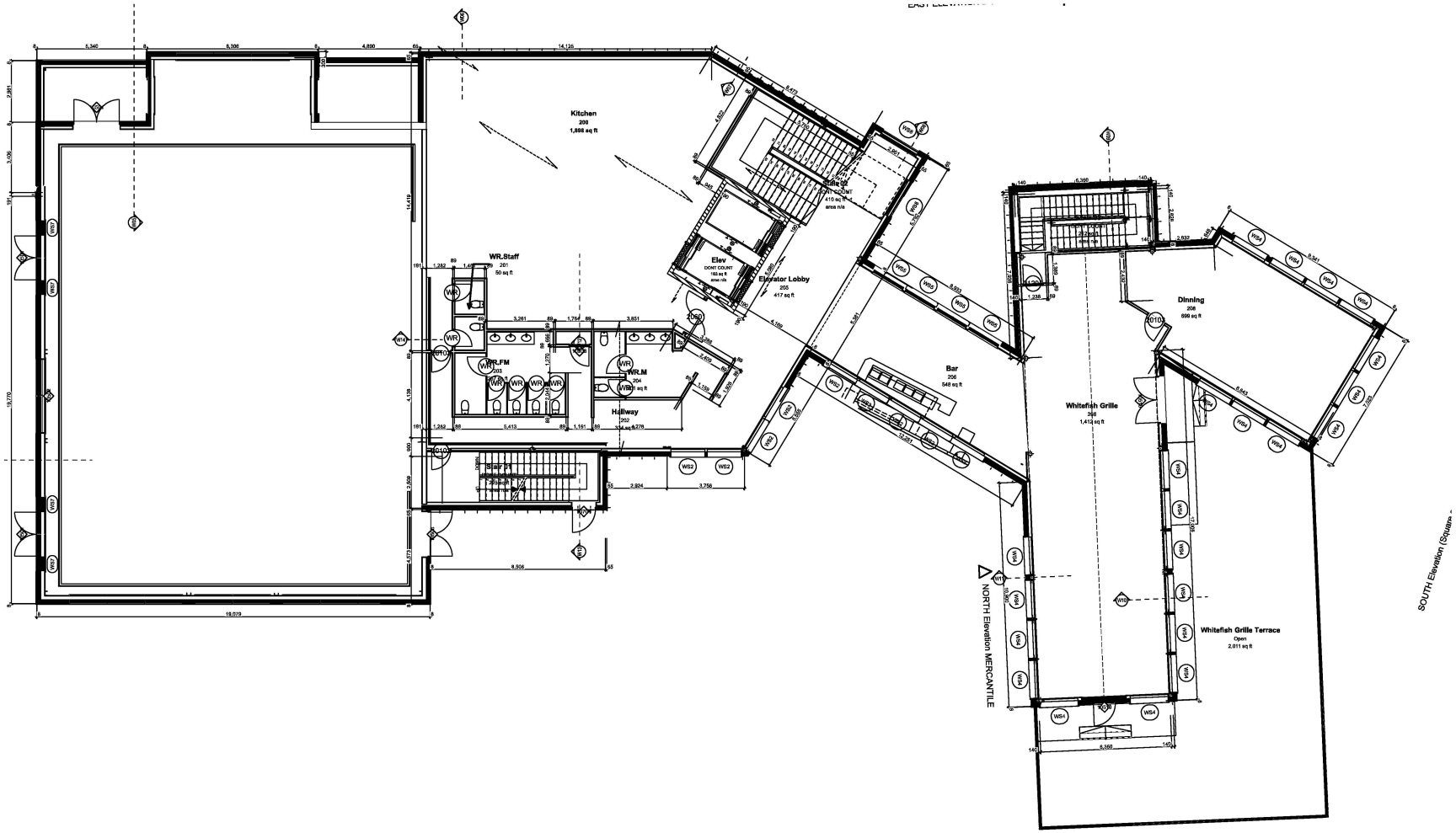

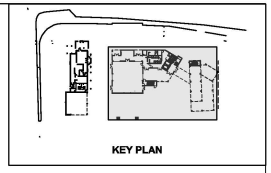

1 WHITE FISH GRILLE PLAN
SCALE: 1:100

Revision History		
NO	REVISION	DATE
B	ISSUED FOR SITE COMMENTS	2022.06.03
A	ISSUED FOR TOWN REVIEW	2022.05.25
G	ISSUED FOR CLIENT REVIEW	2022.03.14
F	ISSUED FOR TOWN REVIEW	2022.01.21

Cedar Crescent VILLAGE
122 ELGIN STREET
PORT ELGIN, ONTARIO

Engineer:

FOR COORDINATION AND DISCUSSION ONLY. NOT FOR CONSTRUCTION.

SECOND LEVEL PLAN - SOUTH BUILDING

Project Number: 1915

Drawing Number: **S-A1.2**

G.M. DIEMERT ARCHITECT INC.
Suite 201, 957 Fourth Avenue East
Owen Sound, Ontario
N4K 2N9
Tel: 519 376 1975 Email: gmdiemert@gmdia.ca

Original drawing size: ANSI B (508 x 864mm) (20" x 34")

Drawings are the property of G. M. Diemert Architect Inc. and shall not be reproduced or altered without the written consent of G. M. Diemert Architect Inc.

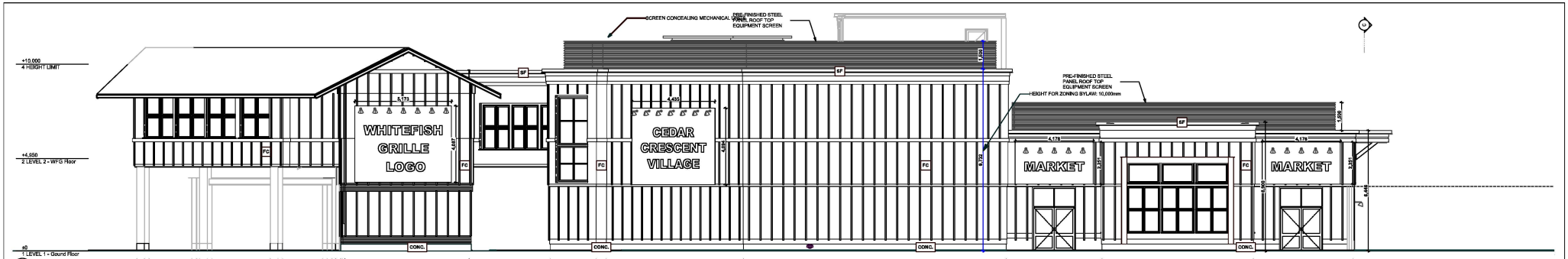

1.1 SOUTH BUILDING - EAST ELEVATION
SCALE: 1:100

2 SOUTH BUILDING - WEST ELEVATION
SCALE: 1:100

4 SOUTH BUILDING - SOUTH ELEVATION
SCALE: 1:100

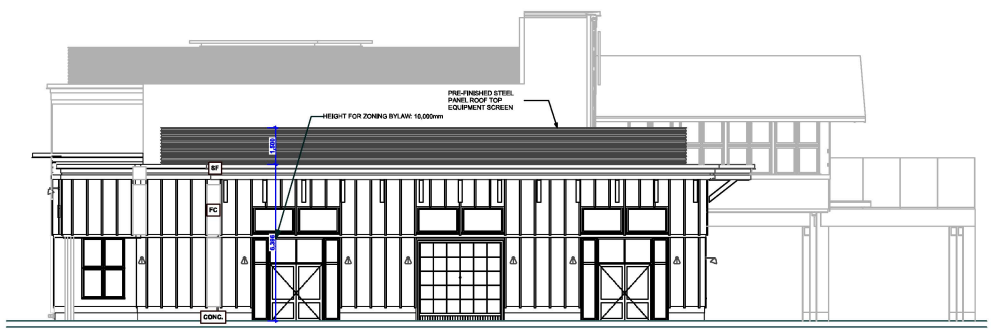

6 SOUTH BUILDING -NORTH ELEVATION
SCALE: 1:100

Revision History		
NO	REVISION	DATE
B	ISSUED FOR SITE OWNER'S	2022.06.03
A	ISSUED FOR TOWN REVIEW	2022.05.25
G	ISSUED FOR CLIENT REVIEW	2022.03.14
F	ISSUED FOR TOWN REVIEW	2022.01.21

LEGEND	
SF	PRE-FINISHED STEEL FLASHING
FC	PAINTED FIBER CEMENT BOARD & BATTEN SIDING
CONC.	EXPOSED CONCRETE FOUNDATION

Cedar Crescent VILLAGE
122 ELGIN STREET
PORT ELGIN, ONTARIO

Engineer:

FOR COORDINATION AND DISCUSSION ONLY. NOT FOR CONSTRUCTION.

SOUTH BUILDING - ELEVATIONS

Project Number: 1915

Drawing Number: **S-A2.2**

G.M. DIEMERT ARCHITECT INC.
Suite 201, 957 Fourth Avenue East
Owen Sound, Ontario
N4K 2N9
Tel: 519 376 1975 Email: gmdiemert@gmdia.ca

Original drawing size: ANSI D (508 x 864mm) (20" x 34")

Drawings are the property of G. M. Diemert Architect Inc. and shall not be reproduced or altered without the written consent of G. M. Diemert Architect Inc.